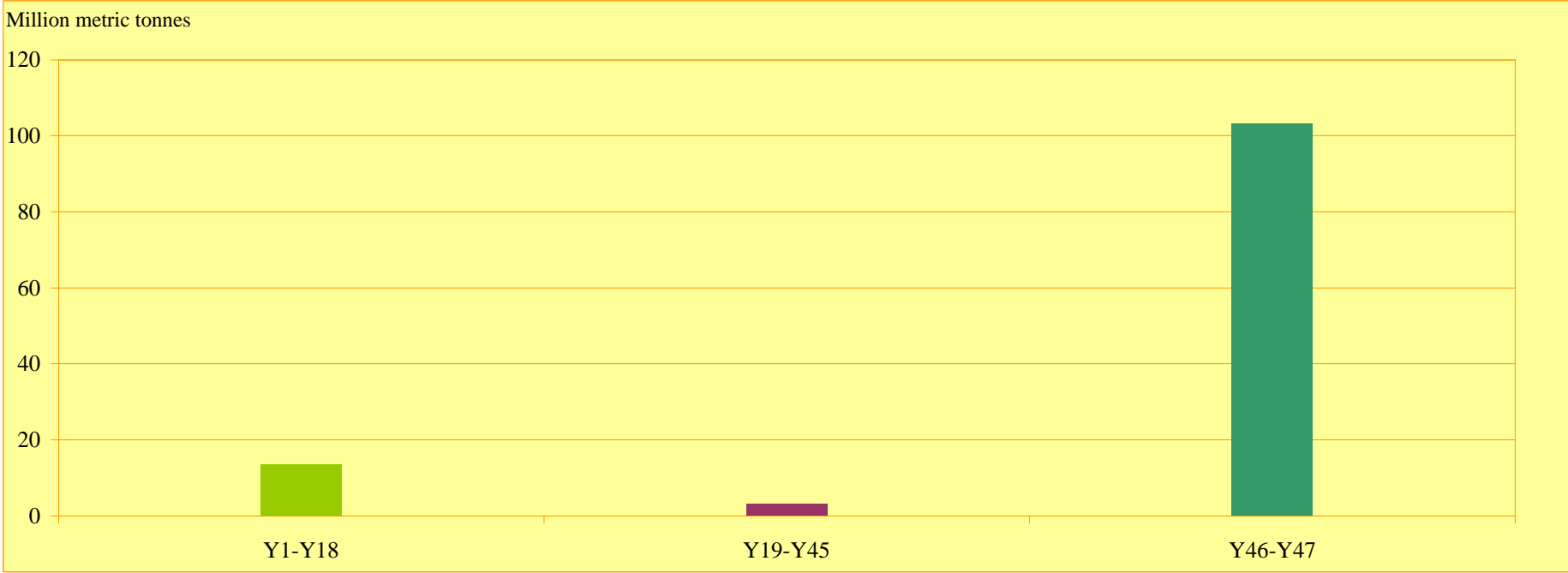


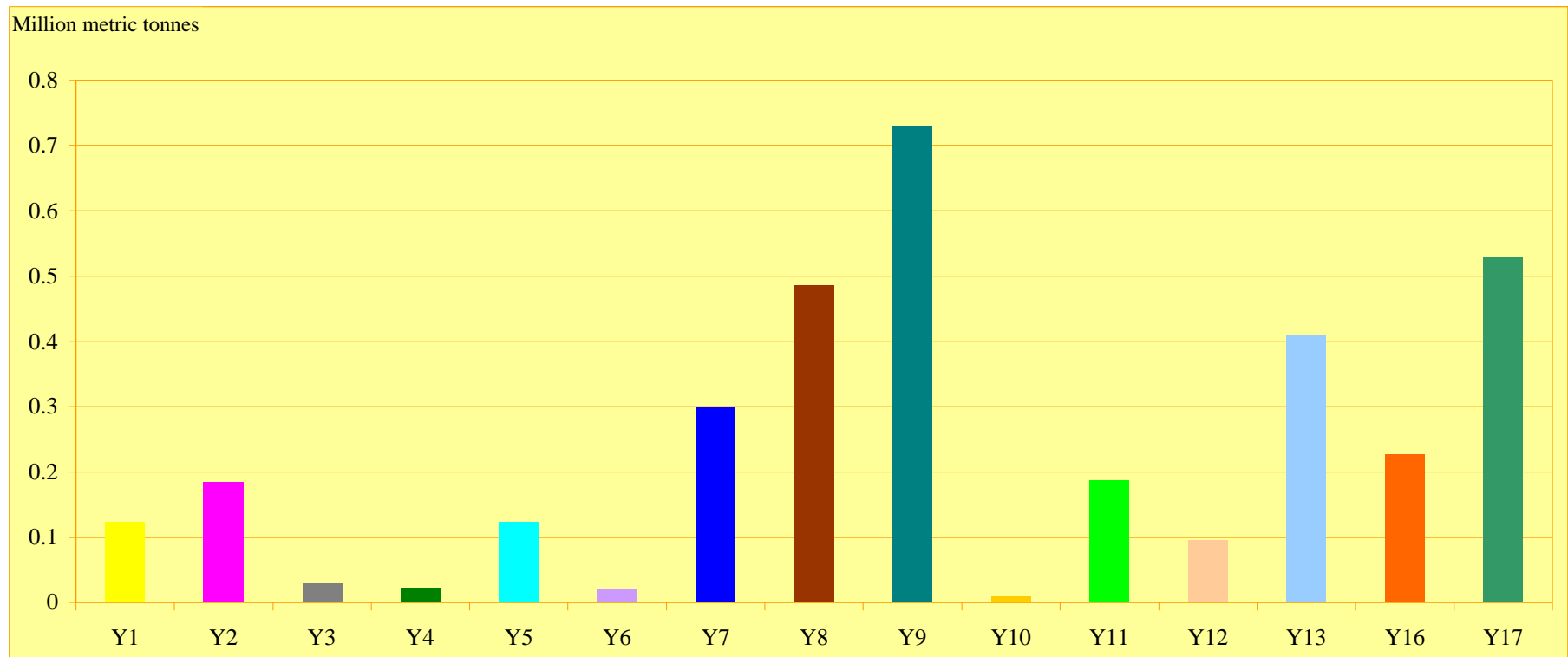
Figure 1: Generation of Hazardous Wastes and Other Wastes by Y categories (1998)

- Y1-Y18 (Waste streams)
- Y19-Y45 (Waste having as constituents)
- Y46-Y47 (Wastes requiring special consideration)



Source: Secretariat of the Basel Convention (data as reported by Parties).
Disclaimer: Due to variation in national reporting, these figures are not directly comparable and should be used with caution.
<http://www.basel.int/>
Email: sbc@unep.ch

Figure 2: Generation of Hazardous Wastes and Other Wastes for Y1-Y18 categories (1998)

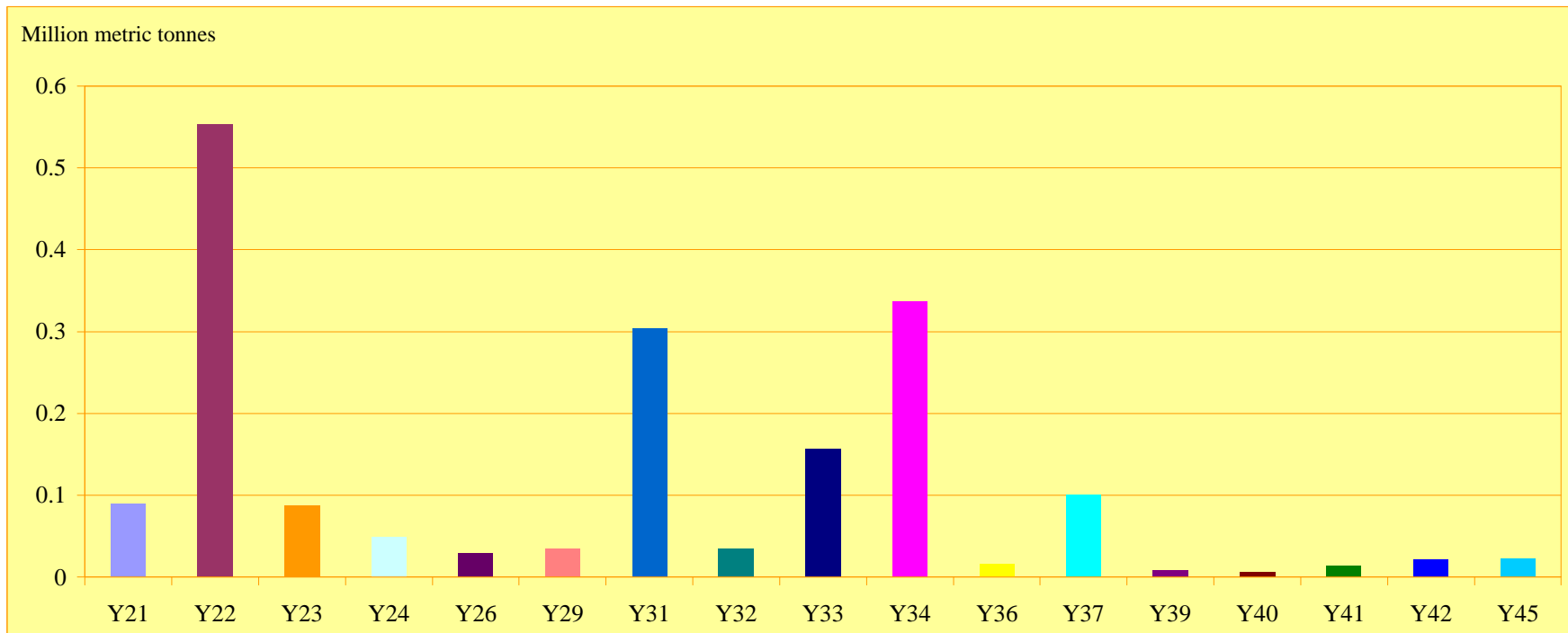


Values < 10 000 mt and values > 1 000 000 mt are not included.
 (Values not included: Y14: 3 171 mt; Y15: 405 mt; Y18: 10 063 720 mt)



Source: Secretariat of the Basel Convention (data as reported by Parties).
 Disclaimer: Due to variation in national reporting, these figures are not directly comparable and should be used with caution.
<http://www.basel.int/>
 Email: sbc@unep.ch

Figure 3: Generation of Hazardous Wastes and Other Wastes for Y21-Y45 categories (1998)



Values < 10 000 mt and values > 600 000 mt are not included.

(Values not included: Y19: 708 mt; Y20:4 mt; Y25: 11 mt; Y27: 26 mt; Y28: 0.1 mt; Y30: 0.3 mt; Y38: 11 mt; Y35: 1443895 mt)



Source: Secretariat of the Basel Convention (data as reported by Parties).

Disclaimer: Due to variation in national reporting, these figures are not directly comparable and should be used with caution.

<http://www.basel.int/>

Email: sbc@unep.ch