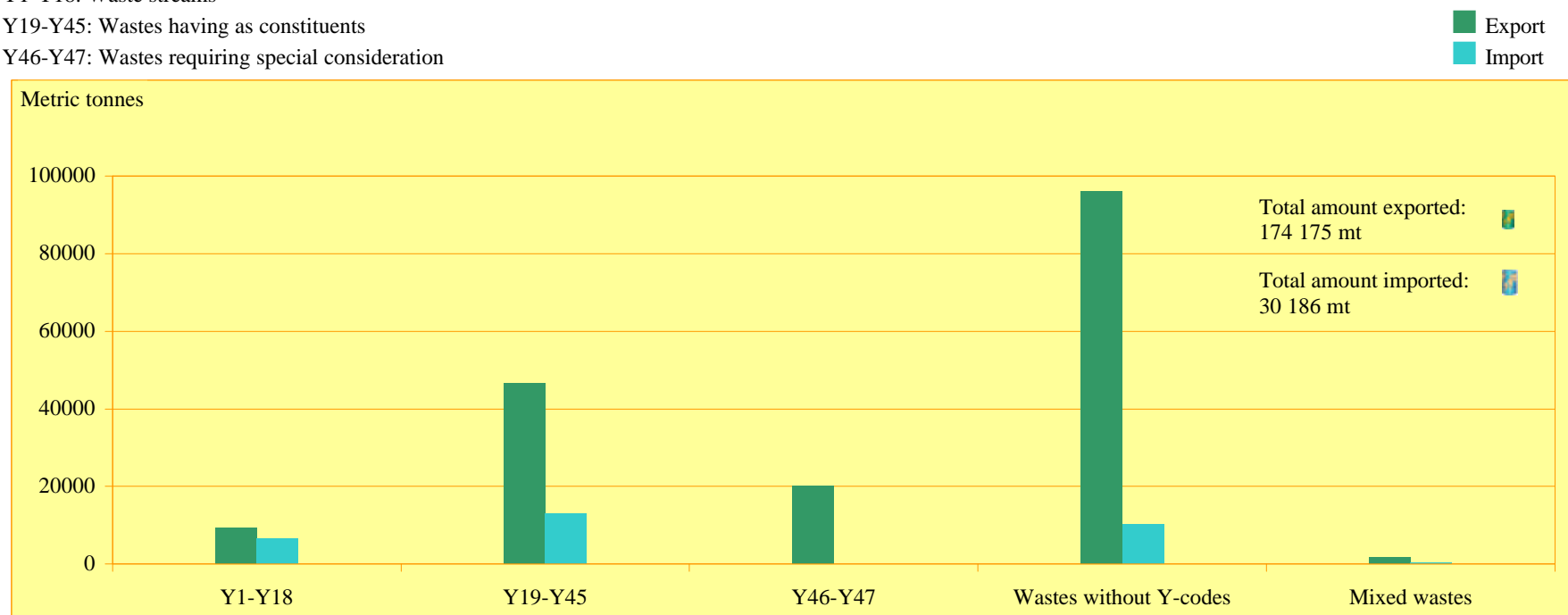


Figure 15: Transboundary Movement of Hazardous Wastes and Other Wastes from non-OECD to OECD reporting Parties in 1998

Y1-Y18: Waste streams

Y19-Y45: Wastes having as constituents

Y46-Y47: Wastes requiring special consideration



The amount of Y46-Y47 imported was: 4 mt.



Source: Secretariat of the Basel Convention (data as reported by Parties).

Disclaimer: Due to variation in national reporting, these figures are not directly comparable and should be used with caution.

<http://www.basel.int/>

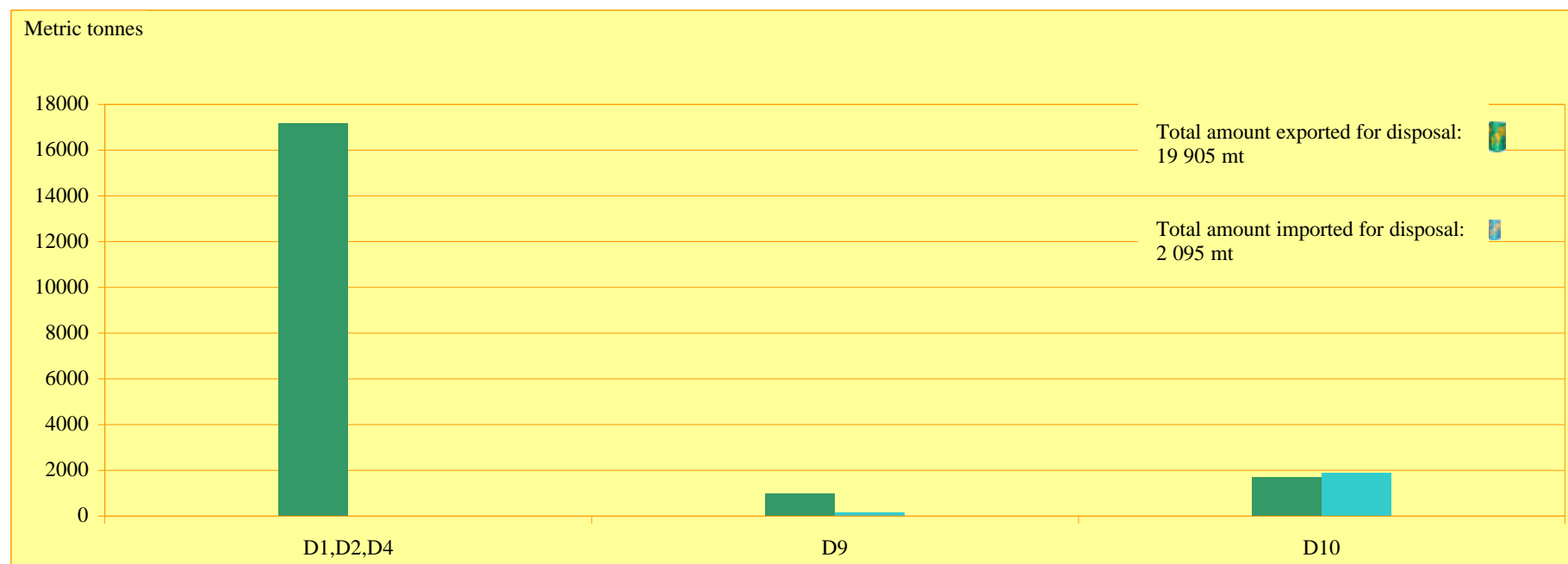
Email: sbc@unep.ch

Figure 16: Transboundary Movement of Hazardous Wastes and Other Wastes for *Disposal* from non-OECD to OECD reporting Parties in 1998

D1, D2, D4: landfill, land treatment
D9: physico chemical treatment

D10: incineration

■ Export
■ Import



The amounts for D13, D14, D15 operations (blending, repackaging, interim storage) are not included because of their negligible values: 2 mt (export) and 49 mt (import). The amount imported for D operations (mixed D operations) is not included because of its negligible value: 3 mt. There was no export for D operations.



Source: Secretariat of the Basel Convention (data as reported by Parties).

Disclaimer: Due to variation in national reporting, these figures are not directly comparable and should be used with caution.

<http://www.basel.int/>

Email: sbc@unep.ch

Figure 17: Transboundary Movement of Hazardous Wastes and Other Wastes for *Recycling* from non-OECD to OECD reporting Parties in 1998

R1: energy

R2, R3, R6: solvents, organics, acids, bases

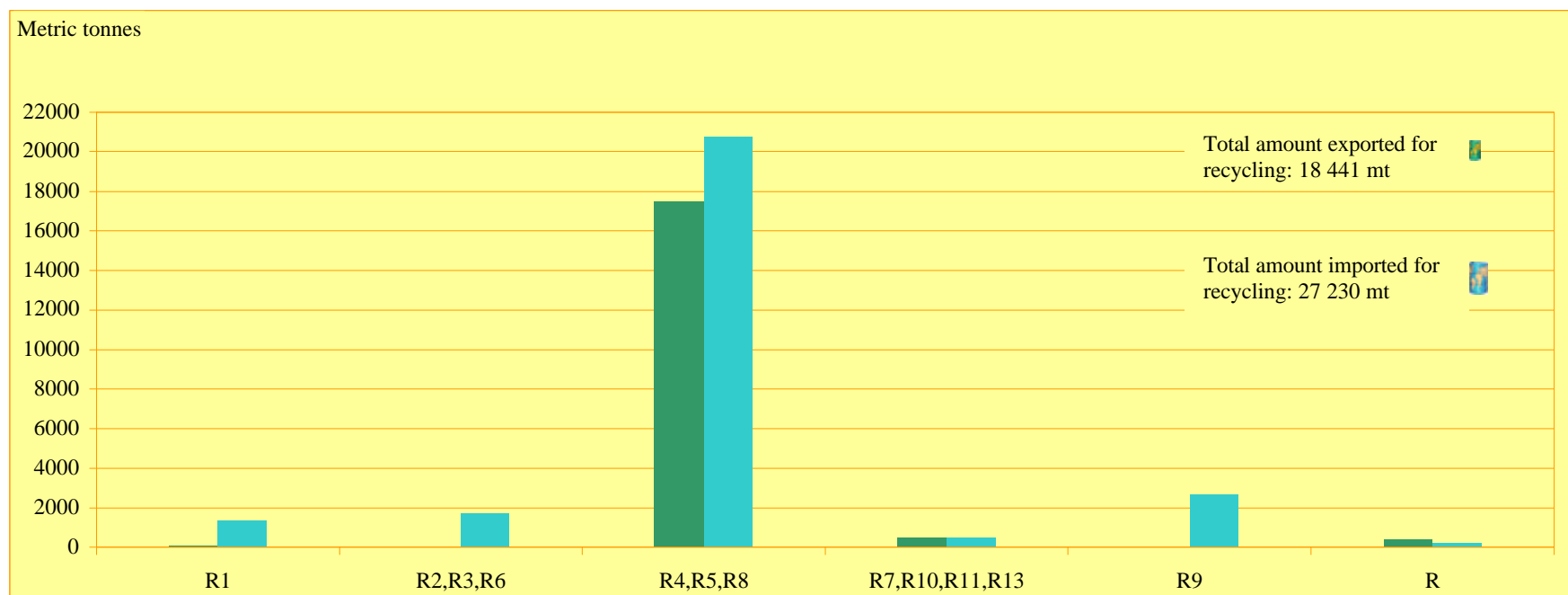
R4, R5, R8: metals, inorganics, catalysts

R7, R10, R11, R13: residual materials

R9: re-refining of used oil

R: mixed R operations

■ Export
■ Import



There was no export for R2,R3,R6 operations.

There was no export for R9 operations.



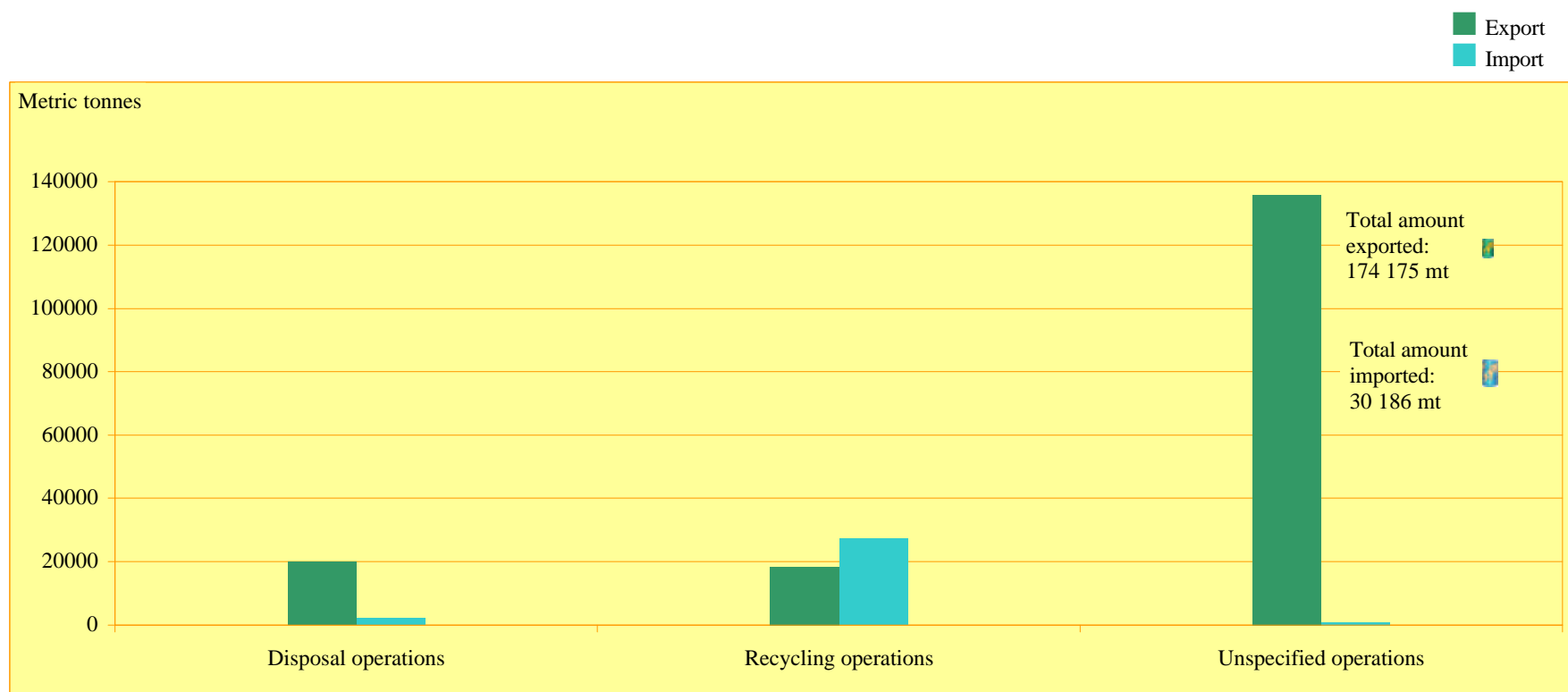
Source: Secretariat of the Basel Convention (data as reported by Parties).

Disclaimer: Due to variation in national reporting, these figures are not directly comparable and should be used with caution.

<http://www.basel.int/>

Email: sbc@unep.ch

Figure 18: Transboundary Movement of Hazardous Wastes and Other Wastes
by Operation from non-OECD to OECD reporting Parties in 1998



Source: Secretariat of the Basel Convention (data as reported by Parties).

Disclaimer: Due to variation in national reporting, these figures are not directly comparable and should be used with caution.

<http://www.basel.int/>

Email: sbc@unep.ch