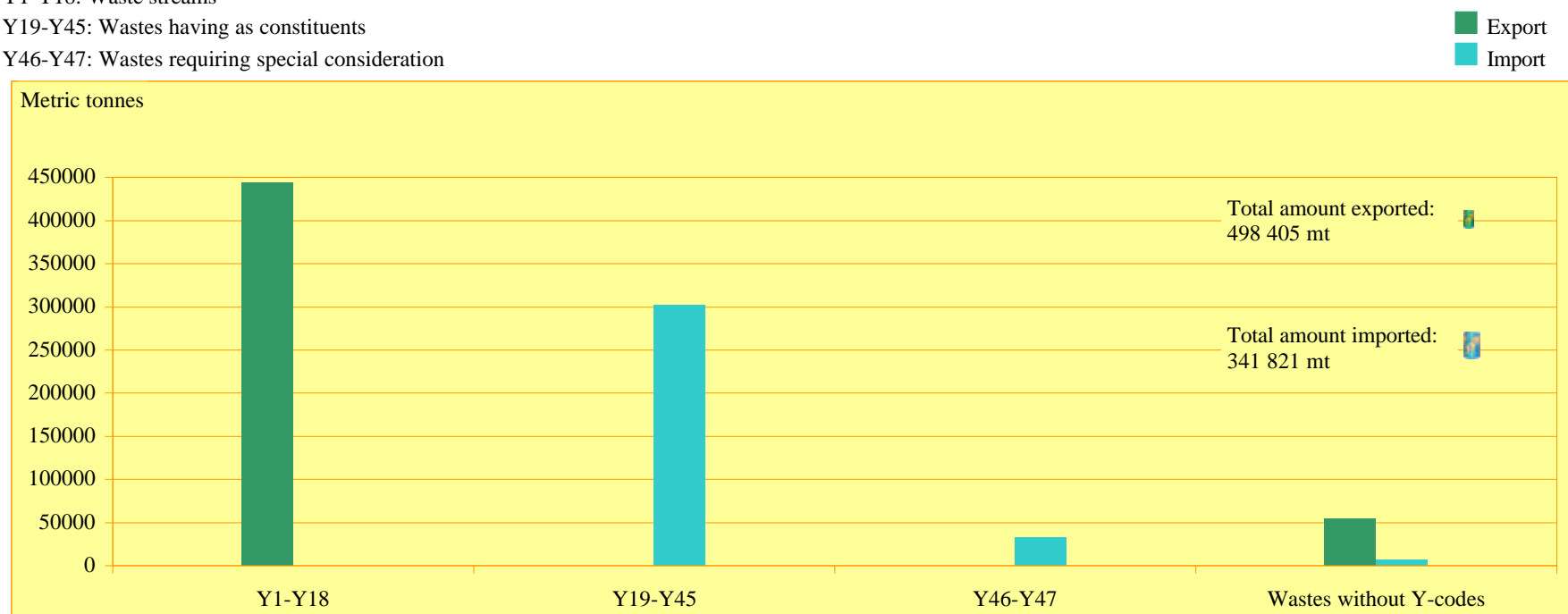


Figure 19: Transboundary Movement of Hazardous Wastes and Other Wastes from OECD to non-OECD reporting Parties in 1998

Y1-Y18: Waste streams

Y19-Y45: Wastes having as constituents

Y46-Y47: Wastes requiring special consideration



There was no import of Y1-Y18.

The amount of Y19-Y45 exported was 125 mt.

There was no export of Y46-Y47.



Source: Secretariat of the Basel Convention (data as reported by Parties).

Disclaimer: Due to variation in national reporting, these figures are not directly comparable and should be used with caution.

<http://www.basel.int/>


Email: sbc@unep.ch

Figure 20: Transboundary Movement of Hazardous Wastes and Other Wastes for *Recycling* from OECD to non-OECD reporting Parties in 1998

R2, R3, R6: solvents, organics, acids, bases

R4, R5, R8: metals, inorganics, catalysts

■ Export
■ Import



The amount for R1 operations (energy) exported is not included because of its negligible value: 125 mt. There was no import for R1 operations. There was no import for R2,R3,R6 operations.



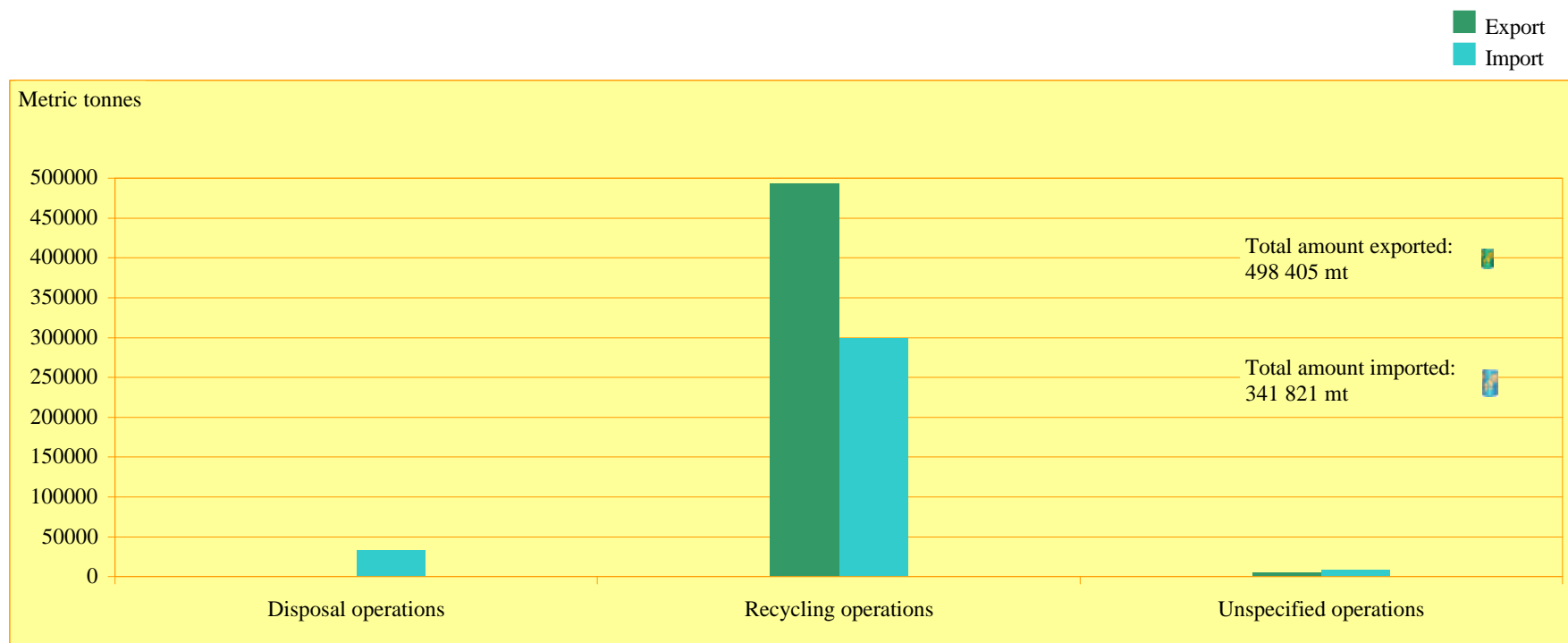
Source: Secretariat of the Basel Convention (data as reported by Parties).

Disclaimer: Due to variation in national reporting, these figures are not directly comparable and should be used with caution.

<http://www.basel.int/>

Email: sbc@unep.ch

Figure 21: Transboundary Movement of Hazardous Wastes and Other Wastes
by Operation from OECD to non-OECD reporting Parties in 1998



There was no export for Disposal operations.



Source: Secretariat of the Basel Convention (data as reported by Parties).
 Disclaimer: Due to variation in national reporting, these figures are not directly comparable and should be used with caution.
<http://www.basel.int/>
 Email: sbc@unep.ch