



Distr.: General
5 October 2022
English only

**Committee Administering the Mechanism
for Promoting Implementation and Compliance
Fifteenth meeting**

Geneva, 14 –17 November 2022
Item 5 (a) (i) of the provisional agenda*

**Review of general issues of compliance and
implementation under the Convention:
national reporting: classification of
compliance performance**

National reporting

Classification of compliance performance¹

Note by the Secretariat

I. Introduction

1. As is mentioned in the note by the Secretariat on national reporting (UNEP/CHW/CC.15/3), the annexes to the present note set out draft classifications of Parties' compliance performance with their national reporting obligation for 2018 and 2019.

II. Implementation

A. Overview

2. In paragraph 10 of decision BC-15/17, the Conference of the Parties set, as a way of measuring progress in the overall implementation of and compliance with paragraph 3 of Article 13 of the Convention, the following targets for the reports due for 2018 and subsequent years:

- (a) 25 per cent of the reports due are transmitted complete and on time;
- (b) 50 per cent of the reports due are transmitted complete, whether on time or late;
- (c) 70 per cent of the reports due are transmitted.

3. This was the first time that a target for the transmission of reports had been set.

4. The draft classifications take into account national reports transmitted as at 30 August 2022. The draft classifications are based on a review of all questions of the new reporting format, but only taking into account mandatory questions. The information provided in each draft classification includes 5 parts, as follows:

- (a) Part I sets out four graphics on reporting rates, namely overall reporting rates for the years 2009 to 2018, respectively 2019; reporting rates for complete and on time or late reports since

* UNEP/CHW/CC.15/1.

¹ This document has not been formally edited.

2014; reporting rates for complete reports for the years 2009 to 2018, respectively 2019; and reporting rates for timely reports for the years 2009 to 2018, respectively 2019;

(b) Part II sets out the classification of Parties' compliance performance with respect to the annual reporting obligation based on regional grouping;

(c) Part III sets out an overview of reporting rates and timeliness of reporting based on regional grouping;

(d) Part IV sets out the classification of Parties' compliance performance with respect to the annual reporting obligation with a breakdown on an individual Party basis;

(e) Part V presents, for each question and sub-question of the national reporting questionnaire, including optional questions, the number of incomplete responses received.

5. As mandated by the Conference of the Parties in its decision BC-15/17, the Secretariat undertook the draft classifications on the basis of the following assumptions, set out in paragraph 12 of decision BC-13/9:

(a) Information reported by Parties is presumed to reflect reality, without prejudice to quality control by the Secretariat;

(b) The completeness of national reports will be reviewed on the basis of the answers provided by Parties to all questions and sub-questions of the revised reporting format,² with the exception of questions and tables that are designated as optional;

(c) Should a report contain answers that do not provide the information sought (such as "in preparation", "no data available" or "no information"), the Party providing such answers will not be considered to have submitted a complete report;

(d) Should a report contain answers that provide information sought that is "provisional" or "estimated", the Party providing such answers will be considered to have submitted a complete report.

6. The Secretariat undertook the classification exercise using in-house resources. The Secretariat would like to bring the following elements to the attention of the Committee:

(a) The Secretariat had to carry out the classification exercise manually by looking at the responses provided by each Party to each question, sub-question and individual elements of each table of the reporting questionnaire. This is mainly because of two reasons: first, the current national reporting database of the Secretariat does not offer the possibility of queries related to the criteria adopted by the Conference of the Parties ("complete/incomplete", "on time/late"); and second, given the current format of the questionnaire, whether a response is "complete" may require that its content be understood;

(b) In some instances, the Secretariat double-checked answers provided in reports for previous years to determine whether an answer to a specific question could be considered "complete". This is because Parties usually use a pre-filled questionnaire where they indicate which responses have been updated since the last time they have reported. It does happen that the latest report specifies that a response was "not updated", while at the same time no answer is given to the question. In that case, the information reported for a previous year was taken into account and the response considered "complete";

(c) Any manual process is error-prone and for this exercise, one staff member reviewed 78 reports and the Secretariat did not have the capacity to undertake a second full review to cross-check all the classification items individually;

(d) The Secretariat did not review the content of individual responses, except when this was needed to implement the assumptions mentioned above in paragraph 5;

(e) The Secretariat classified Parties, per region/group, according to the UN Environment Programme classification used by the UN Environment Programme-GRID.

B. Classification for 2018

7. The draft classification of Parties' compliance performance with their national reporting obligation for 2018 is set out in annex I to the present note. Based on the draft classification, the following preliminary conclusions can be drawn from the reports transmitted as at 30 August 2022:

² See UNEP/CHW.12/9/INF/16/Rev.1, adopted by decision BC-12/6 and amended by decision BC-13/9.

- (a) 58 percent of the Parties transmitted a report, against a target of 70 percent;
- (b) 20 percent of the Parties transmitted a report complete and on time, against a target of 25 percent;
- (c) 30 percent of the Parties transmitted a report complete whether on time or late, against a target of 50 percent.

C. Classification for 2019

8. The draft classification of Parties' compliance performance with their national reporting obligation for 2019 is set out in annex II to the present note. Based on the draft classification, the following preliminary conclusions can be drawn from the reports transmitted as at 30 August 2022:

- (a) 60 percent of the Parties transmitted a report, against a target of 70 percent;
- (b) 34 percent of the Parties transmitted a report complete whether on time or late, against a target of 50 percent;
- (c) 25 percent of the Parties transmitted a report complete and on time, against a target of 25 percent.

III. Proposed action

9. The Committee is invited to consider the information contained in the present note, including its annexes. The Committee may wish to:

- (a) Take note of the draft classifications of Parties' compliance performance with their national reporting obligation for 2018 and 2019, as transmitted as at 30 August 2022, set out in the annexes to the present note;
- (b) Request the Secretariat to make the classifications available to Parties that appear to have transmitted an incomplete report with an invitation to comment thereon;
- (c) Request the Secretariat to prepare revised classifications taking into account the comments received from Parties for consideration by the Committee during its sixteenth meeting, subject the Conference of the Parties including this activity in the Committee's work programme for 2024-2025;
- (d) Include in its draft work programme for 2024–2025 that it be entrusted to classify and, as appropriate, publish information on Parties' compliance with their annual national reporting obligations for 2018, 2019, 2020 and 2021 based on the assumptions, criteria and categories adopted by the Conference of the Parties at its thirteenth meeting³ and the targets adopted by the Conference of the Parties at its fifteenth meeting⁴, as revised, as appropriate, by the Conference of the Parties at its sixteenth meeting.

³ Decision BC-13/9, para. 12.

⁴ Decision BC-15/17, para 10.

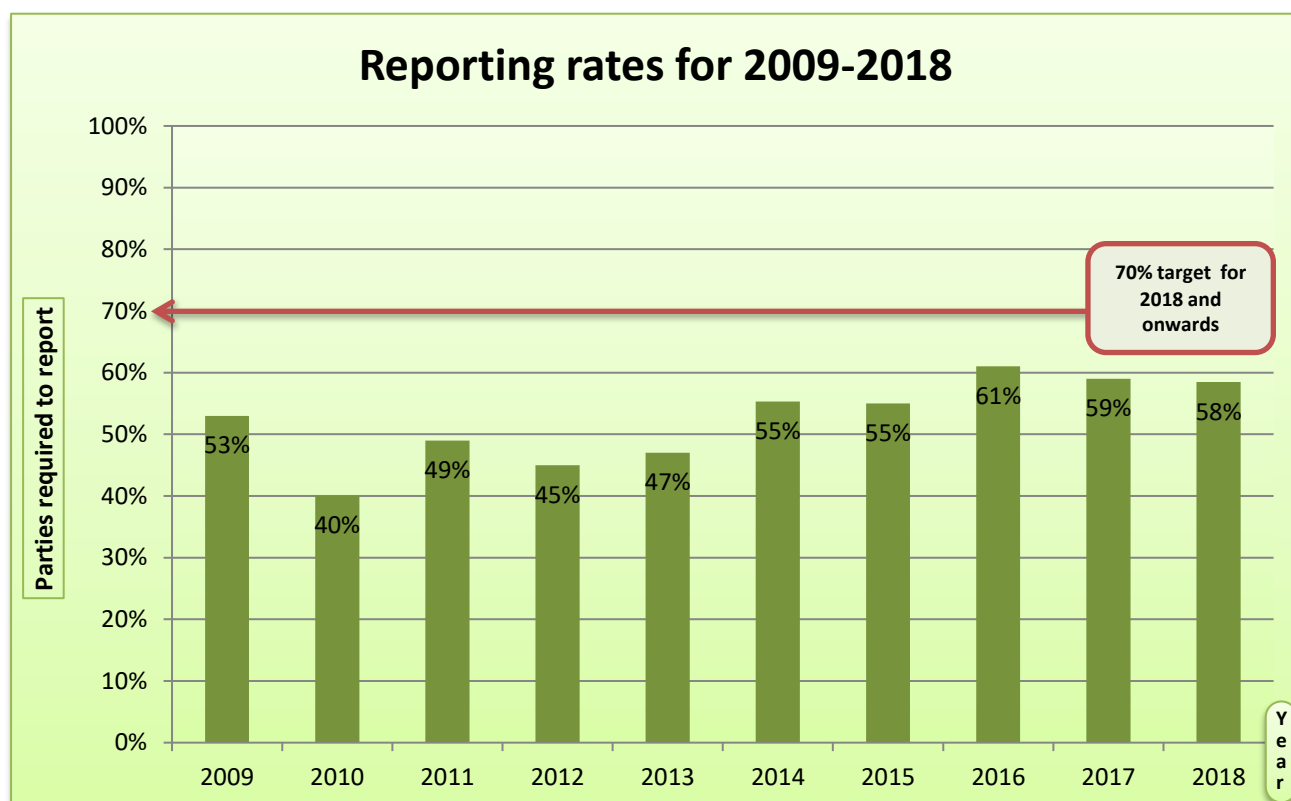
Annex I

Draft classification of compliance performance with the national reporting obligation for 2018 (status 30 August 2022)

I. Graphics on reporting rates¹

1. Overall reporting rates for the years 2009–2018

By decision BC-10/11, the Conference of the Parties for the first time requested the Committee to classify Parties compliance performance with national reporting, starting with the year 2009. This mandate was then extended by decisions BC-11/8, BC-12/7, BC-13/9, BC-14/15 and BC-15/17, with slight adjustments to the mandate of the Committee. In particular in the latter decision, for the first time, the Conference of the Parties adopted an overall 70% target for reports due for 2018 and onwards.



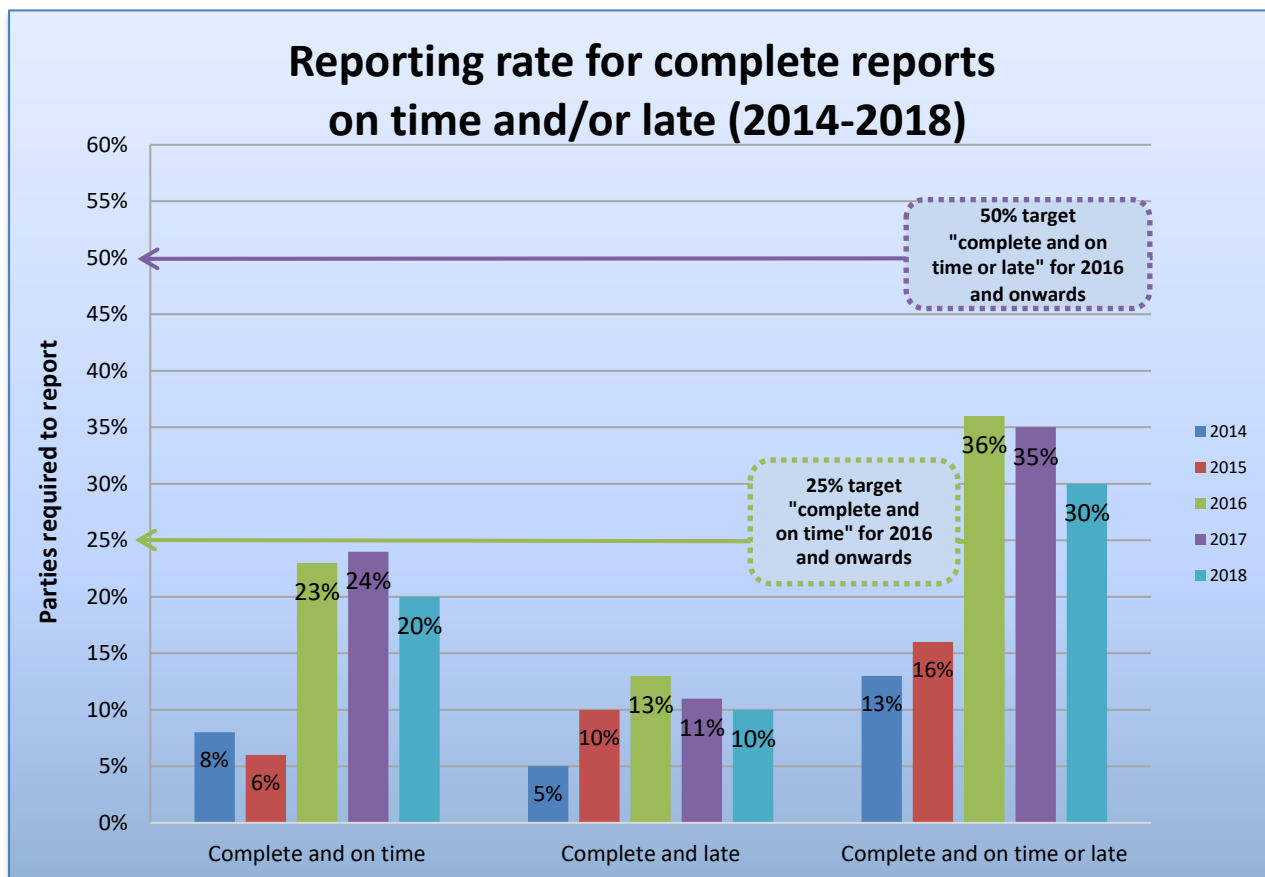
¹ The information presented was collected at the time the respective classifications were undertaken.

2. Reporting rates for complete and on time or late reports (2014–2018)

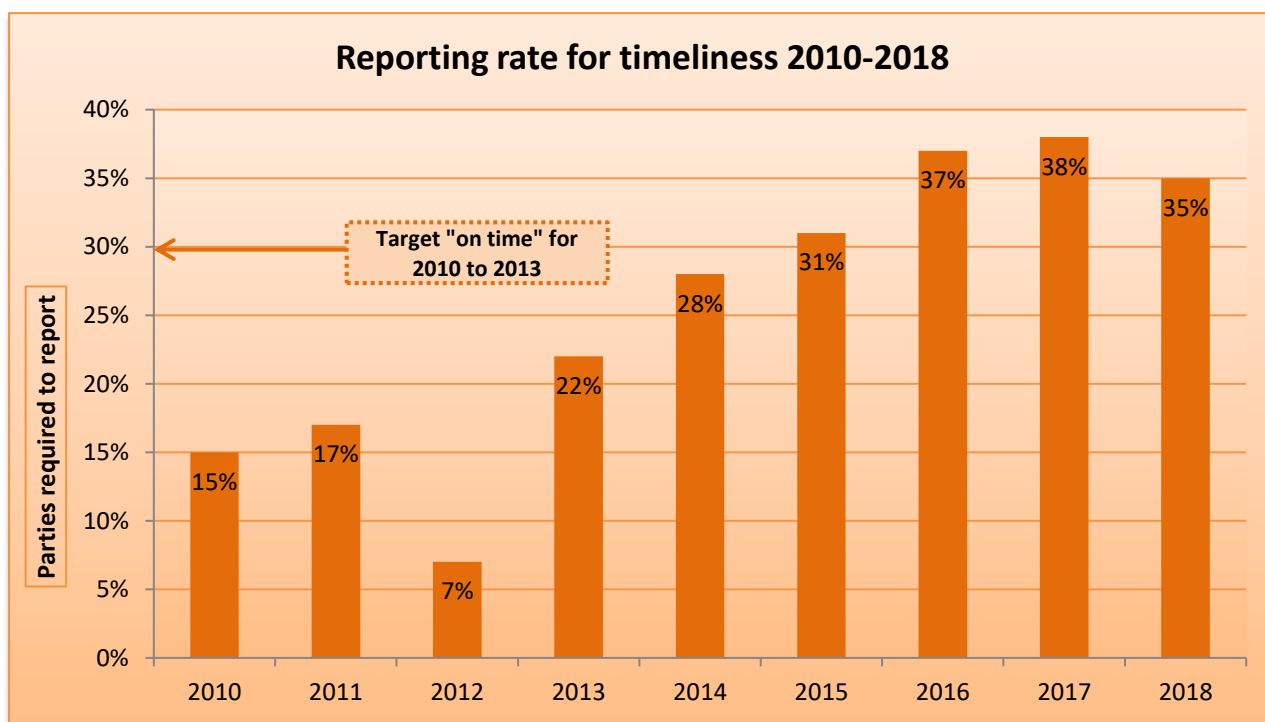
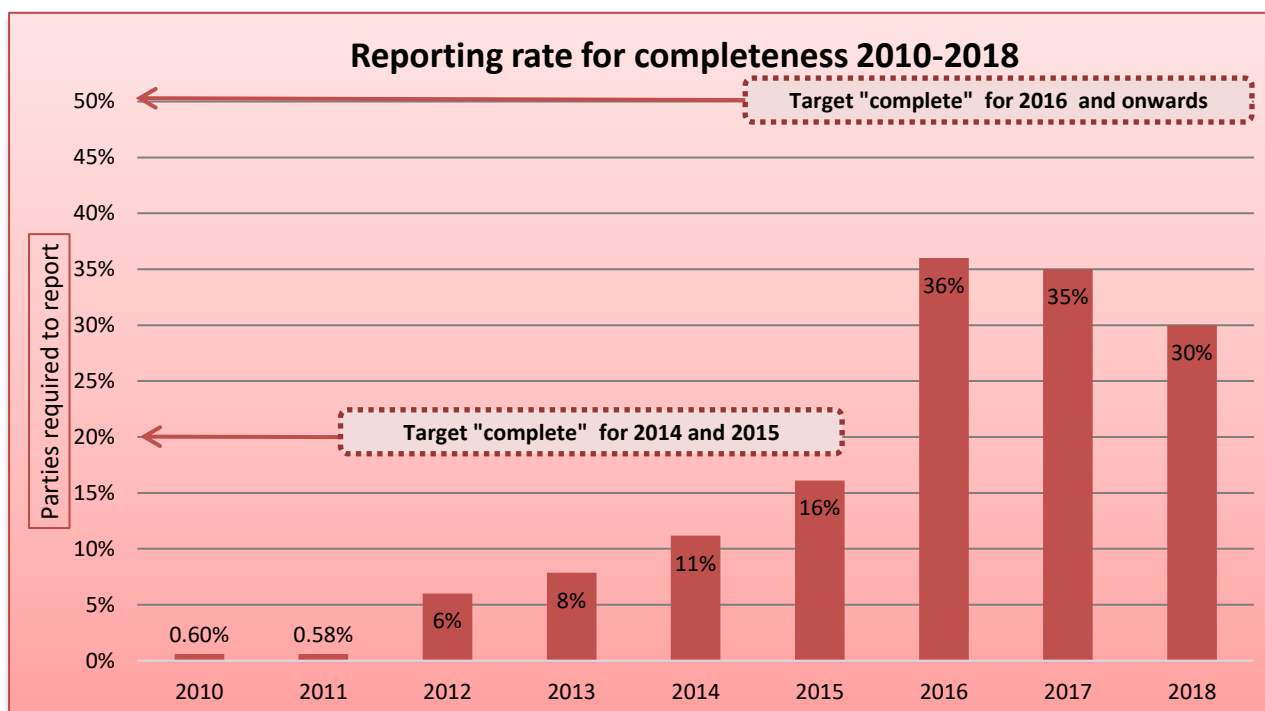
The graphic 2 is based on the interim targets set by the Conference of the Parties at its fourteenth meeting in its decision BC-14/15, and on the targets set by the Conference of the Parties at its fifteenth meeting in its decision BC-15/17:

- 25 per cent of reports due for 2016 and onwards are transmitted complete and on time;
- 50 per cent of reports due for 2016 and onwards are transmitted complete, whether on time or late.

The reporting targets set by the Conference of the Parties during its thirteenth meeting in its decision BC-13/9 were: 10 per cent of reports due for 2014 and 2015 are complete and submitted on time; and 20% of reports due for 2014 and 2015 are complete as submitted but late. The targets for 2016 and onwards were revised in order to take into account the new reporting format.



3. Reporting rates for complete or timely reports (2010–2018)²



² In its decisions BC-11/8 and BC-12/7, the Conference of the Parties had set a 20% reporting target for completeness of national reports and a 30% reporting target for timeliness of national reports, starting with the year 2010. For information and comparison purposes, the present tables show the evolution of the compliance performance for 2014, 2015 and 2016 using the targets set for the years 2010 to 2013.

II. Classification of Parties' compliance performance with respect to the annual reporting obligation for the year 2018 – regional grouping

Year 2018 (status 30 August 2022)

	Number of State Parties per region	Number of State Parties not required to report for 2018	Number of State Parties required to report for 2018	Complete report submitted on time	Complete report submitted but late	Incomplete report submitted on time	Incomplete report submitted late	State Parties that submitted a report	State Parties that did not report
African States	53	2	51	5	2	5	7	19	32
Asia-Pacific States	53	1	52	8	1	8	8	25	27
Eastern European States	22	0	22	7	7	5	1	20	2
Latin America and the Caribbean States	31	0	31	7	3	3	6	19	12
Western Europe and others States	27	0	27	9	5	7	3	24	3
All Parties (sum of above)	186	3 ³	183	36	18	28	25	107	76

³ The Secretariat did not include in the tables 3 Parties which did not have the obligation to report for the year 2018: Angola, Sierra Leone and Vanuatu.

III. Overview of reporting rates, timeliness and completeness of reporting for the year 2018 – Regional grouping (status 30 August 2022)

Reporting year	Item	Total	Africa	Asia and Pacific	CEE	GRULAC	WEOG
2018	Number of Parties required to report	183	51	52	22	31	27
	Number of reports submitted	107	19	25	20	19	24
	Percentage of Parties reporting	58%	37%	48%	91%	61%	89%
	Number of reports submitted complete and on time	36	5	8	7	7	9
	Percentage of reports submitted complete and on time (target: 25%)	20%	10%	15%	32%	23%	33%
	Number of reports submitted complete but late	18	2	1	7	3	5
	Number of reports submitted complete (on time and late)	54	7	9	14	10	14
	Percentage of reports submitted complete (on time or late) (target: 50%)	30%	14%	17%	64%	32%	52%

IV. Classification of Parties' compliance performance with respect to the annual reporting obligation for the year 2018 (status 30 August 2022) - Breakdown on a Party basis

Africa Region

	Party	Complete report and on time	Complete report, but late	Incomplete report, but on time	Incomplete and late report	Not reported
1	Algeria			X		
2	Benin				X	
3	Botswana					X
4	Burkina Faso					X
5	Burundi					X
6	Cameroon					X
7	Cape Verde	X				
8	Central African Republic					X
9	Chad					X
10	Comoros					X
11	Congo (Republic of the)					X
12	Cote d'Ivoire	X				
13	Democratic Republic of Congo			X		
14	Djibouti					X
15	Egypt	X				
16	Equatorial Guinea					X
17	Eritrea	X				
18	Eswatini				X	
19	Ethiopia			X		
20	Gabon					X
21	Gambia					X
22	Ghana					X
23	Guinea					X
24	Guinea-Bissau		X			
25	Kenya					X
26	Lesotho		X			
27	Liberia				X	
28	Libyan Arab Jamahiriya				X	
29	Madagascar				X	
30	Malawi				X	
31	Mali					X
32	Mauritania					X
33	Mauritius					X
34	Morocco					X
35	Mozambique					X
36	Namibia					X
37	Niger					X
38	Nigeria				X	
39	Rwanda	X				
40	Sao Tome and Principe					X
41	Senegal					X
42	Seychelles					X
43	Somalia					X

	Party	Complete report and on time	Complete report, but late	Incomplete report, but on time	Incomplete and late report	Not reported
44	South Africa			X		
45	Sudan					X
46	Togo					X
47	Tunisia			X		
48	Uganda					X
49	United Republic of Tanzania					X
50	Zambia					X
51	Zimbabwe					X
	Totals for Africa	5	2	5	7	32

Asia Region

	Party	Complete report and on time	Complete report, but late	Incomplete report, but on time	Incomplete and late report	Not reported
1	Afghanistan					X
2	Azerbaijan	X				
3	Bahrain					X
4	Bangladesh					X
5	Bhutan			X		
6	Brunei Darussalam			X		
7	Cambodia					X
8	China	X				
9	Cook Islands					X
10	Cyprus				X	
11	Democratic People's Republic of Korea					X
12	India					X
13	Indonesia				X	
14	Iran (Islamic Republic of)					X
15	Iraq				X	
16	Japan			X		
17	Jordan					X
18	Kazakhstan					X
19	Kiribati					X
20	Kuwait					X
21	Kyrgyzstan			X		
22	Lao People's Democratic Republic					X
23	Lebanon			X		
24	Malaysia				X	
25	Maldives			X		
26	Marshall Islands					X
27	Micronesia (Federated States of)					X
28	Mongolia					X
29	Myanmar	X				
30	Nauru					X
31	Nepal					X
32	Oman				X	
33	Palau			X		
34	Pakistan					X
35	Papua New Guinea					X
36	Philippines	X				
37	Qatar				X	
38	Republic of Korea					X
39	Samoa					X
40	Saudi Arabia			X		
41	Singapore	X				
42	Sri Lanka				X	
43	State of Palestine	X				
44	Syrian Arab Republic					X
45	Tajikistan					X
46	Thailand	X				
47	Tonga					X
48	Turkmenistan					X
49	United Arab Emirates	X				

	Party	Complete report and on time	Complete report, but late	Incomplete report, but on time	Incomplete and late report	Not reported
50	Uzbekistan		X			
51	Viet Nam				X	
52	Yemen					X
	Totals for Asia	8	1	8	8	27

Eastern European Region

	Party	Complete report and on time	Complete report, but late	Incomplete report, but on time	Incomplete and late report	Not reported
1	Albania			X		
2	Armenia	X				
3	Belarus		X			
4	Bosnia and Herzegovina		X			
5	Bulgaria		X			
6	Croatia	X				
7	Czech Republic			X		
8	Estonia	X				
9	Georgia		X			
10	Hungary			X		
11	Latvia		X			
12	Lithuania	X				
13	Montenegro			X		
14	Poland	X				
15	Republic of Moldova	X				
16	Romania		X			
17	Russian Federation				X	
18	Serbia			X		
19	Slovakia	X				
20	Slovenia		X			
21	The Former Yugoslav Republic of Macedonia					X
22	Ukraine					X
	Totals for Eastern Europe	7	7	5	1	2

GRULAC

	Party	Complete report and on time	Complete report, but late	Incomplete report, but on time	Incomplete and late report	Not reported
1	Antigua and Barbuda					X
2	Argentina					X
3	Bahamas				X	
4	Barbados		X			
5	Belize					X
6	Bolivia	X				
7	Brazil	X				
8	Chile					X
9	Colombia	X				
10	Costa Rica	X				
11	Cuba			X		
12	Dominica					X
13	Dominican Republic					X
14	Ecuador					X
15	El Salvador			X		
16	Guatemala				X	
17	Guyana		X			
18	Honduras			X		
19	Jamaica					X
20	Mexico	X				
21	Nicaragua	X				
22	Panama				X	
23	Paraguay					X
24	Peru				X	
25	Saint Kitts and Nevis					X
26	Saint Lucia				X	
27	Saint Vincent and the Grenadines					X
28	Suriname		X			
29	Trinidad and Tobago	X				
30	Uruguay					X
31	Venezuela				X	
	Totals for Latin America and the Caribbean	7	3	3	6	12

WEOG

	Party	Complete report and on time	Complete report, but late	Incomplete report, but on time	Incomplete and late report	Not reported
1	Andorra				X	
2	Australia	X				
3	Austria	X				
4	Belgium			X		
5	Canada	X				
6	Denmark					X
7	Finland	X				
8	France		X			
9	Germany	X				
10	Greece				X	
11	Iceland			X		
12	Ireland		X			
13	Israel			X		
14	Italy	X				
15	Liechtenstein					X
16	Luxembourg			X		
17	Malta		X			
18	Monaco		X			
19	Netherlands					X
20	New Zealand	X				
21	Norway			X		
22	Portugal	X				
23	Spain				X	
24	Sweden		X			
25	Switzerland	X				
26	Türkiye			X		
27	United Kingdom of Great Britain and Northern Ireland			X		
	Totals for Western Europe and others	9	5	7	3	3

V. Overview of completeness of answers to each question and subquestion of the national report for the year 2018 (status 30 August 2022)⁴

Item in the questionnaire	Information sought	Number of incomplete responses (out of 107)	Percentage of incomplete responses (out of 107)
1a	Competent authority	0	0
1b	Focal point	0	0
1c	Measures to implement and enforce the provisions	0	0
1c(i)	Country adopted legislation	0	0
1c(ii)	Legislation make provision to prevent illegal traffic of hazardous and other wastes (optional)	7	7%
1c(iii)	Legislation provide that illegal traffic is criminal (optional)	10	9%
1c(iv)	Full text of legislation	3	3%
2a	National definition of waste	5	5%
2b	National definition of hazardous waste	0	0
2b(i)	Specify national definition of hazardous waste as per art.1.1(b)	1	1%
2b(ii)	List(s) containing such wastes	16	15%
2b(iii)	Attach or list in the table (optional)	55	51%
2b(iv)	Specify any requirements (procedures) concerning transboundary movements	0	0
2c	Any waste other than those identified above that require special consideration when subjected to TBM (optional)	3	3%
2c(i)	Specify	1	1%
2c(ii)	List(s) containing such wastes	2	2%
2c(iii)	Attach or list in the table (optional)	39	36%
2c(iv)	Specify any special considerations or requirements concerning transboundary movements applicable to those wastes	4	4%
3a	Amendment to the Basel Convention (Decision III/1) being implemented	0	0
3b	Restrictions on the export of hazardous wastes and other wastes for final disposal	0	0
3b(i)	Nature of the restriction	2	2%
3b(ii)	Country/region covered by the restriction	0	0
3b(iii)	Wastes covered by the restrictions	0	0
3b(iv)	Relevant legislation and its entry into force (optional)	6	6%
3c	Restrictions on the export of hazardous wastes and other wastes for recovery	0	0
3c(i)	Nature of the restriction	5	5%
3c(ii)	Country/region covered by the restriction	0	0%
3c(iii)	Wastes covered by the restrictions	1	1%
3c(iv)	Relevant legislation	6	6%
3d	Restrictions on the import of hazardous wastes and other wastes for final disposal	0	0
3d(i)	Nature of the restriction	2	2%
3d(ii)	Country/region covered by the restriction	0	0
3d(iii)	Wastes covered by the restrictions	1	1%
3d(iv)	Relevant legislation	7	7%
3e	Restrictions on the import of hazardous wastes and other wastes for recovery	0	0
3e(i)	Nature of the restriction	5	5%
3e(ii)	Country/region covered by the restriction	2	2%
3e(iii)	Wastes covered by the restrictions	2	2%
3e(iv)	Relevant legislation	9	8%
3f	Restrictions on transit of hazardous wastes and other wastes	0	0
3f(i)	Nature of the restriction	4	4%
3f(ii)	Country/region covered by the restriction	3	3%
3f(iii)	Wastes covered by the restrictions	2	2%
3f(iv)	Relevant legislation	7	7%
3g	Require prior written consent (general or specific) for transit TBM (optional)	11	10%

⁴ Questions highlighted in grey are optional. Questions highlighted in peach are those mandatory questions for which at least 10 percent of the reporting Parties provided incomplete responses.

Item in the questionnaire	Information sought	Number of incomplete responses (out of 107)	Percentage of incomplete responses (out of 107)
3h	Definition of state of transit (optional)	0	0
3h(i)	Definition of state of transit in its legislation (optional)	6	6%
3h(ii)	Definition of state of transit otherwise e.g., in a guidance document (optional)	32	30%
4a	Notification and Movement document forms used and/or accepted	0	0
4a(i)	Problems in the usage of the Notification and Movement document forms (optional)	0	0
4a(ii)	Information on any other forms which are used and/or accepted	3	3%
4b	Languages accepted to receive Notification and Movement document forms (optional)	6	6%
4c	Additional information requirements in addition to those listed under Annex V (A and B) of the Basel Convention	8	7%
5	Measures undertaken for development of technologies for the reduction and/or elimination of the amount of hazardous wastes and other wastes generated	1	1%
6	Measures undertaken for the reduction of the amount of hazardous wastes and other wastes subject to the transboundary movement	1	1%
7	Effect on human health and the environment: Available statistics, studies, monitoring reports, etc or alternatively provide contact information	10	9%
Table 1	Bilateral, multilateral or regional agreements	11	10%
Table 2	Final disposal options: summary or sources of information	2	2%
Table 3	Recovery options: summary or sources of information	3	3%
Table 4	Export of hazardous wastes and other wastes in the specific year	6	6%
Table 5	Import of hazardous wastes and other wastes in the specific year	2	2%
Table 6	Total Amount of Generation of hazardous wastes and other wastes (optional) <ul style="list-style-type: none"> - Total amount in the years for which official data are available - Total amount under Art. 1(1)a - Total amount under Art. 1(a)b Total amount of other wastes (Annex II: Y46-Y47)	50	47%
Table 7	Disposals which did not proceed as intended	6	6%
Table 8	Accidents occurring during the transboundary movement and disposal of hazardous wastes and other wastes	4	4%
Table 9	Cases of illegal traffic which have been closed in the reporting year	4	4%

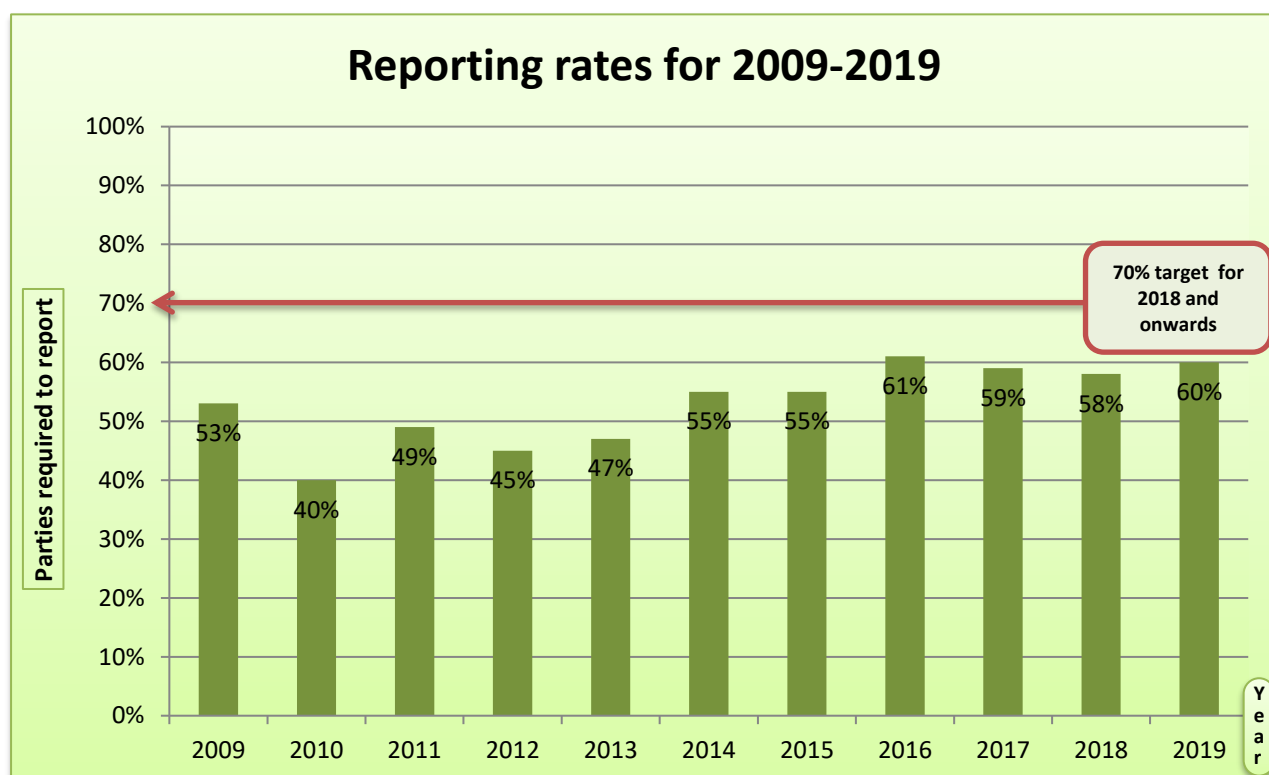
Annex II

Draft classification of Parties' compliance performance with their national reporting obligation for 2019 (status 30 August 2022)

I. Graphics on reporting rates¹

1. Overall reporting rates for the years 2009–2019

By decision BC-10/11, the Conference of the Parties for the first time requested the Committee to classify Parties compliance performance with national reporting, starting with the year 2009. This mandate was then extended by decisions BC-11/8, BC-12/7, BC-13/9, BC-14/15 and BC-15/17, with slight adjustments to the mandate of the Committee. In particular in the latter decision, for the first time, the Conference of the Parties adopted an overall 70% target for reports due for 2018 and onwards



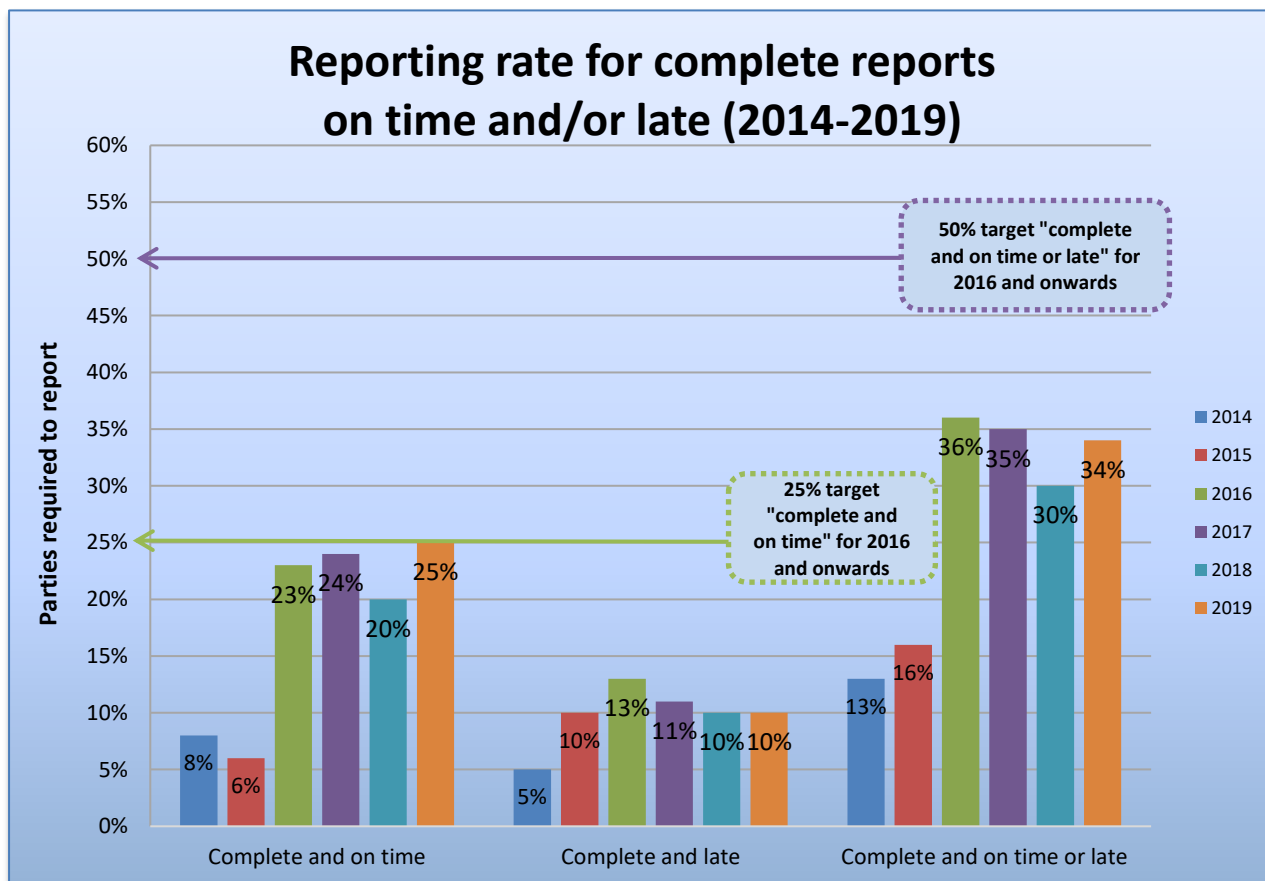
¹ The information presented was collected at the time the respective classifications were undertaken.

2. Reporting rates for complete and on time or late reports (2014–2019)

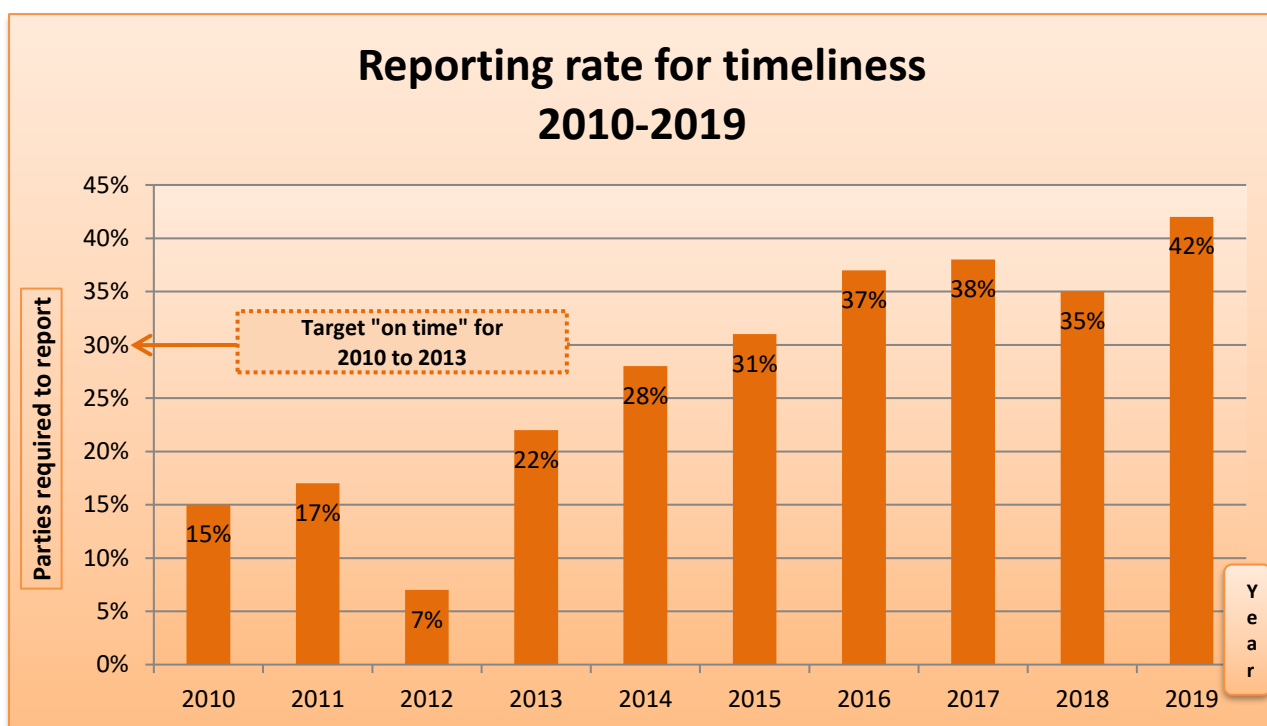
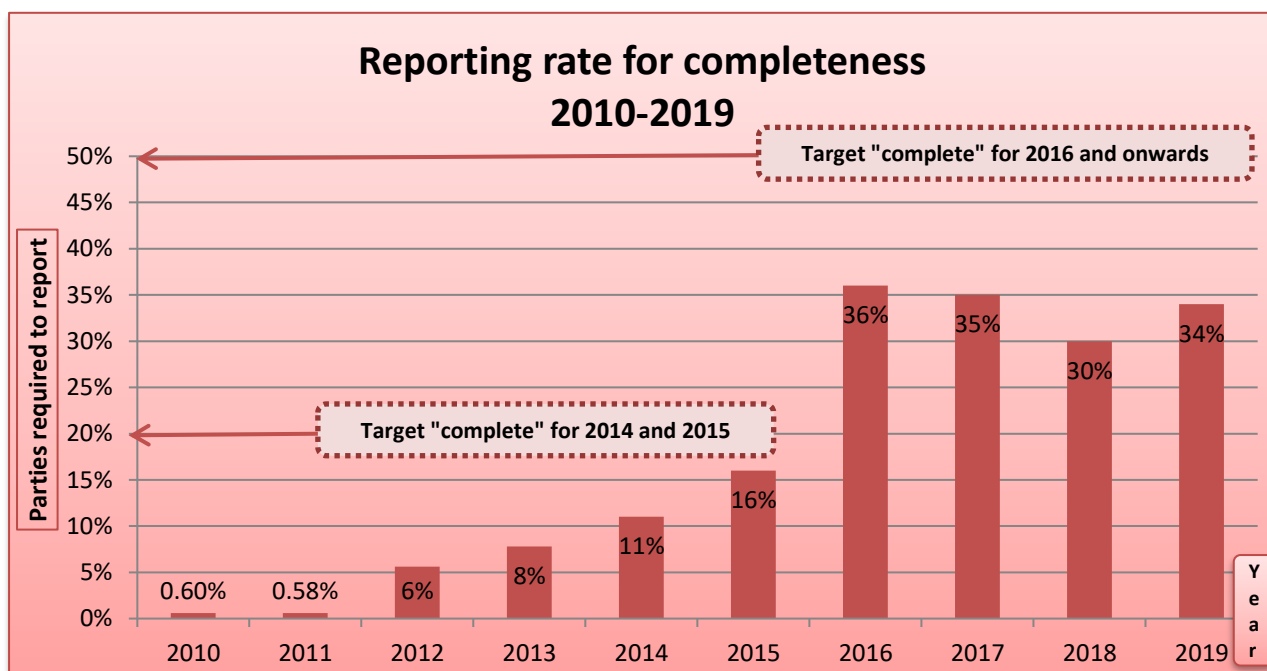
The graphic 2 is based on the interim targets set by the Conference of the Parties at its fourteenth meeting in its decision BC-14/15, , and on the targets set by the Conference of the Parties at its fifteenth meeting in its decision BC-15/17:

- 25 per cent of reports due for 2016 and onwards are transmitted complete and on time;
- 50 per cent of reports due for 2016 and onwards are transmitted complete, whether on time or late.

The reporting targets set by the Conference of the Parties during its thirteenth meeting in its decision BC-13/9 were: 10 per cent of reports due for 2014 and 2015 are complete and submitted on time; and 20% of reports due for 2014 and 2015 are complete as submitted but late. The targets for 2016 and onwards were revised in order to take into account the new reporting format.



3. Reporting rates for complete or timely reports (2010-2019)²



² In its decisions BC-11/8 and BC-12/7, the Conference of the Parties had set a 20% reporting target for completeness of national reports and a 30% reporting target for timelessness of national reports, starting with the year 2010. For information and comparison purposes, the present tables show the evolution of the compliance performance for 2014, 2015 and 2016 using the targets set for the years 2010 to 2013.

II. Classification of Parties' compliance performance with respect to the annual reporting obligation for the year 2019 – regional grouping

Year 2019 (status 30 August 2022)

	Number of State Parties per region	Number of State Parties not required to report for 2019	Number of State Parties required to report for 2019	Complete report submitted on time	Complete report submitted but late	Incomplete report submitted on time	Incomplete report submitted late	State Parties that submitted a report	State Parties that did not report
African States	53	2	51	9	3	7	2	21	30
Asia-Pacific States	53	1	52	12	2	8	4	26	26
Eastern European States	22	0	22	7	5	4	4	20	2
Latin America and the Caribbean States	31	0	31	7	3	6	3	19	12
Western Europe and others States	27	0	27	10	5	6	3	24	3
All Parties (sum of above)	186	3 ³	183	45	18	31	16	110	73

³ The Secretariat did not include in the tables 3 Parties which did not have the obligation to report for the year 2019: Angola, Sierra Leone and Vanuatu.

III. Overview of reporting rates, timeliness and completeness of reporting for the year 2019 – Regional grouping (status 30 August 2022)

Reporting year	Item	Total	Africa	Asia and Pacific	CEE	GRULAC	WEOG
2019	Number of Parties required to report	183	51	52	22	31	27
	Number of reports submitted	110	21	26	20	19	24
	Percentage of Parties reporting	60%	41%	50%	91%	61%	89%
	Number of reports submitted complete and on time	45	9	12	7	7	10
	Percentage of reports submitted complete and on time (target: 25%)	25%	18%	23%	32%	23%	37%
	Number of reports submitted complete but late	18	3	2	5	3	5
	Number of reports submitted complete (on time and late)	63	12	14	12	10	15
	Percentage of reports submitted complete (on time or late) (target: 50%)	34%	24%	27%	55%	32%	56%

IV. Classification of Parties' compliance performance with respect to the annual reporting obligation for the year 2019 (status 30 August 2022) - Breakdown on a Party basis

Africa Region

	Party	Complete report and on time	Complete report, but late	Incomplete report, but on time	Incomplete and late report	Not reported
1	Algeria			X		
2	Benin					X
3	Botswana					X
4	Burkina Faso					X
5	Burundi					X
6	Cameroon					X
7	Cape Verde	X				
8	Central African Republic	X				
9	Chad				X	
10	Comoros					X
11	Congo (Republic of the)					X
12	Cote d'Ivoire	X				
13	Democratic Republic of Congo					X
14	Djibouti					X
15	Egypt	X				
16	Equatorial Guinea					X
17	Eritrea	X				
18	Eswatini					X
19	Ethiopia			X		
20	Gabon					X
21	Gambia			X		
22	Ghana					X
23	Guinea					X
24	Guinea-Bissau		X			
25	Kenya					X
26	Lesotho		X			
27	Liberia					X
28	Libyan Arab Jamahiriya			X		
29	Madagascar			X		
30	Malawi			X		
31	Mali					X
32	Mauritania					X
33	Mauritius					X
34	Morocco					X
35	Mozambique					X
36	Namibia	X				
37	Niger		X			
38	Nigeria				X	
39	Rwanda	X				
40	Sao Tome and Principe					X
41	Senegal					X
42	Seychelles					X
43	Somalia					X

	Party	Complete report and on time	Complete report, but late	Incomplete report, but on time	Incomplete and late report	Not reported
44	South Africa	X				
45	Sudan					X
46	Togo					X
47	Tunisia			X		
48	Uganda					X
49	United Republic of Tanzania					X
50	Zambia					X
51	Zimbabwe	X				
	Totals for Africa	9	3	7	2	30

Asia Region

	Party	Complete report and on time	Complete report, but late	Incomplete report, but on time	Incomplete and late report	Not reported
1	Afghanistan					X
2	Azerbaijan	X				
3	Bahrain	X				
4	Bangladesh	X				
5	Bhutan					X
6	Brunei Darussalam					X
7	Cambodia					X
8	China		X			
9	Cook Islands					X
10	Cyprus				X	
11	Democratic People's Republic of Korea	X				
12	India					X
13	Indonesia				X	
14	Iran (Islamic Republic of)					X
15	Iraq			X		
16	Japan			X		
17	Jordan					X
18	Kazakhstan					X
19	Kiribati					X
20	Kuwait					X
21	Kyrgyzstan			X		
22	Lao People's Democratic Republic					X
23	Lebanon					X
24	Malaysia				X	
25	Maldives	X				
26	Marshall Islands					X
27	Micronesia (Federated States of)					X
28	Mongolia					X
29	Myanmar	X				
30	Nauru					X
31	Nepal					X
32	Oman			X		
33	Palau	X				
34	Pakistan					X
35	Papua New Guinea					X
36	Philippines	X				
37	Qatar			X		
38	Republic of Korea					X
39	Samoa					X
40	Saudi Arabia			X		
41	Singapore	X				
42	Sri Lanka					X
43	State of Palestine	X				
44	Syrian Arab Republic					X
45	Tajikistan			X		
46	Thailand			X		
47	Tonga					X
48	Turkmenistan	X				
49	United Arab Emirates	X				

	Party	Complete report and on time	Complete report, but late	Incomplete report, but on time	Incomplete and late report	Not reported
50	Uzbekistan		X			
51	Viet Nam				X	
52	Yemen					X
	Totals for Asia	12	2	8	4	26

Eastern European Region

	Party	Complete report and on time	Complete report, but late	Incomplete report, but on time	Incomplete and late report	Not reported
1	Albania				X	
2	Armenia			X		
3	Belarus		X			
4	Bosnia and Herzegovina		X			
5	Bulgaria		X			
6	Croatia	X				
7	Czech Republic			X		
8	Estonia	X				
9	Georgia		X			
10	Hungary			X		
11	Latvia	X				
12	Lithuania	X				
13	Montenegro			X		
14	Poland	X				
15	Republic of Moldova	X				
16	Romania				X	
17	Russian Federation				X	
18	Serbia				X	
19	Slovakia	X				
20	Slovenia		X			
21	The Former Yugoslav Republic of Macedonia					X
22	Ukraine					X
	Totals for Eastern Europe	7	5	4	4	2

GRULAC

	Party	Complete report and on time	Complete report, but late	Incomplete report, but on time	Incomplete and late report	Not reported
1	Antigua and Barbuda					X
2	Argentina	X				
3	Bahamas					X
4	Barbados	X				
5	Belize					X
6	Bolivia	X				
7	Brazil	X				
8	Chile					X
9	Colombia	X				
10	Costa Rica	X				
11	Cuba			X		
12	Dominica					X
13	Dominican Republic					X
14	Ecuador					X
15	El Salvador			X		
16	Guatemala			X		
17	Guyana		X			
18	Honduras				X	
19	Jamaica					X
20	Mexico		X			
21	Nicaragua		X			
22	Panama				X	
23	Paraguay					X
24	Peru				X	
25	Saint Kitts and Nevis					X
26	Saint Lucia			X		
27	Saint Vincent and the Grenadines					X
28	Suriname	X				
29	Trinidad and Tobago			X		
30	Uruguay					X
31	Venezuela			X		
	Totals for Latin America and the Caribbean	7	3	6	3	12

WEOG

	Party	Complete report and on time	Complete report, but late	Incomplete report, but on time	Incomplete and late report	Not reported
1	Andorra				X	
2	Australia	X				
3	Austria	X				
4	Belgium			X		
5	Canada	X				
6	Denmark		X			
7	Finland	X				
8	France			X		
9	Germany	X				
10	Greece		X			
11	Iceland	X				
12	Ireland		X			
13	Israel			X		
14	Italy	X				
15	Liechtenstein					X
16	Luxembourg	X				
17	Malta		X			
18	Monaco					X
19	Netherlands					X
20	New Zealand	X				
21	Norway				X	
22	Portugal			X		
23	Spain				X	
24	Sweden		X			
25	Switzerland	X				
26	Türkiye			X		
27	United Kingdom of Great Britain and Northern Ireland			X		
	Totals for Western Europe and others	10	5	6	3	3

V. Overview of completeness of answers to each question and subquestion of the national report for the year 2019 (status 30 August 2022)⁴

Item in the questionnaire	Information sought	Number of incomplete responses (out of 110)	Percentage of incomplete responses (out of 110)
1a	Competent authority	1	1%
1b	Focal point	1	1%
1c	Measures to implement and enforce the provisions	0	0
1c(i)	Country adopted legislation	1	1%
1c(ii)	Legislation make provision to prevent illegal traffic of hazardous and other wastes (optional)	9	8%
1c(iii)	Legislation provide that illegal traffic is criminal (optional)	10	9%
1c(iv)	Full text of legislation	2	2%
2a	National definition of waste	4	4%
2b	National definition of hazardous waste as per art.1.1 (b)	2	2%
2b(i)	Specify national definition of hazardous waste	0	0
2b(ii)	List(s) containing such wastes	12	11%
2b(iii)	Attach or list in the table (optional)	56	51%
2b(iv)	Specify any requirements (procedures) concerning transboundary movements	0	0
2c	Any waste other than those identified above that require special consideration when subjected to TBM (optional)	3	3%
2c(i)	Specify	1	1%
2c(ii)	List(s) containing such wastes	3	3%
2c(iii)	Attach or list in the table (optional)	36	33%
2c(iv)	Specify any special considerations or requirements concerning transboundary movements applicable to those wastes	3	3%
3a	Amendment to the Basel Convention (Decision III/1) being implemented	0	0
3b	Restrictions on the export of hazardous wastes and other wastes for final disposal	0	0
3b(i)	Nature of the restriction	1	1%
3b(ii)	Country/region covered by the restriction	0	0
3b(iii)	Wastes covered by the restrictions	1	1%
3b(iv)	Relevant legislation and its entry into force (optional)	8	7%
3c	Restrictions on the export of hazardous wastes and other wastes for recovery	0	0
3c(i)	Nature of the restriction	6	5%
3c(ii)	Country/region covered by the restriction	0	0
3c(iii)	Wastes covered by the restrictions	1	1%
3c(iv)	Relevant legislation	9	8%
3d	Restrictions on the import of hazardous wastes and other wastes for final disposal	0	0
3d(i)	Nature of the restriction	1	1%
3d(ii)	Country/region covered by the restriction	0	0
3d(iii)	Wastes covered by the restrictions	1	1%
3d(iv)	Relevant legislation	11	10%
3e	Restrictions on the import of hazardous wastes and other wastes for recovery	0	0
3e(i)	Nature of the restriction	3	3%
3e(ii)	Country/region covered by the restriction	1	1%
3e(iii)	Wastes covered by the restrictions	1	1%
3e(iv)	Relevant legislation	8	7%
3f	Restrictions on transit of hazardous wastes and other wastes	0	0
3f(i)	Nature of the restriction	4	4%
3f(ii)	Country/region covered by the restriction	2	2%
3f(iii)	Wastes covered by the restrictions	1	1%
3f(iv)	Relevant legislation	9	8%
3g	Require prior written consent (general or specific) for transit TBM (optional)	8	7%

⁴ Questions highlighted in grey are optional. Questions highlighted in peach are those mandatory questions for which at least 10 percent of the reporting Parties provided incomplete responses.

Item in the questionnaire	Information sought	Number of incomplete responses (out of 110)	Percentage of incomplete responses (out of 110)
3h	Definition of state of transit (optional)	0	0
3h(i)	Definition of state of transit in its legislation (optional)	8	7%
3h(ii)	Definition of state of transit otherwise e.g., in a guidance document (optional)	27	25%
4a	Notification and Movement document forms used and/or accepted	0	0
4a(i)	Problems in the usage of the Notification and Movement document forms (optional)	0	0
4a(ii)	Information on any other forms which are used and/or accepted	0	0
4b	Languages accepted to receive Notification and Movement document forms (optional)	6	5%
4c	Additional information requirements in addition to those listed under Annex V (A and B) of the Basel Convention	2	2%
5	Measures undertaken for development of technologies for the reduction and/or elimination of the amount of hazardous wastes and other wastes generated	1	1%
6	Measures undertaken for the reduction of the amount of hazardous wastes and other wastes subject to the transboundary movement	0	0
7	Effect on human health and the environment: Available statistics, studies, monitoring reports, etc or alternatively provide contact information	7	5%
Table 1	Bilateral, multilateral or regional agreements	8	7%
Table 2	Final disposal options: summary or sources of information	1	1%
Table 3	Recovery options: summary or sources of information	2	2%
Table 4	Export of hazardous wastes and other wastes in the specific year	7	6%
Table 5	Import of hazardous wastes and other wastes in the specific year	6	5%
Table 6	Total Amount of Generation of hazardous wastes and other wastes (optional) <ul style="list-style-type: none"> - Total amount in the years for which official data are available - Total amount under Art. 1(1)a - Total amount under Art. 1(a)b Total amount of other wastes (Annex II: Y46-Y47)	51	46%
Table 7	Disposals which did not proceed as intended	4	4%
Table 8	Accidents occurring during the transboundary movement and disposal of hazardous wastes and other wastes	3	3%
Table 9	Cases of illegal traffic which have been closed in the reporting year	2	2%